


| Timestamp | Name of Training Program: | Place/Venue: | Name of Trainers/Teachers/Resource Persons: | Dates: |
|-----------------|----------------------------------|-------------------|---|----------|
| 8/21/2020 15:53 | LMS - Learning Management System | Sanjivani Academy | Dr. A B Pawar sir | 4-Jul-20 |
| 8/21/2020 16:41 | LMS - Learning Management System | Sanjivani Academy | Dr. A B Pawar sir | 4-Jul-20 |
| 8/21/2020 17:41 | LMS - Learning Management System | Sanjivani Academy | Dr. A B Pawar sir | 4-Jul-20 |
| 8/21/2020 18:38 | LMS - Learning Management System | Sanjivani Academy | Dr. A B Pawar sir | 4-Jul-20 |
| 8/21/2020 19:57 | LMS - Learning Management System | Sanjivani Academy | Dr. A B Pawar sir | 4-Jul-20 |
| 8/27/2020 16:29 | LMS - Learning Management System | Sanjivani Academy | Dr. A B Pawar sir | 4-Jul-20 |
| 8/30/2020 19:00 | LMS - Learning Management System | Sanjivani Academy | Dr. A B Pawar sir | 4-Jul-20 |
| 8/30/2020 19:01 | LMS - Learning Management System | Sanjivani Academy | Dr. A B Pawar sir | 4-Jul-20 |
| 8/30/2020 19:01 | LMS - Learning Management System | Sanjivani Academy | Dr. A B Pawar sir | 4-Jul-20 |
| 8/30/2020 21:58 | LMS - Learning Management System | Sanjivani Academy | Dr. A B Pawar sir | 4-Jul-20 |
| 8/30/2020 22:01 | LMS - Learning Management System | Sanjivani Academy | Dr. A B Pawar sir | 4-Jul-20 |
| 8/30/2020 22:02 | LMS - Learning Management System | Sanjivani Academy | Dr. A B Pawar sir | 4-Jul-20 |


| | | | | |
|-----------------|----------------------------------|-------------------|-------------------|----------|
| 8/31/2020 11:57 | LMS - Learning Management System | Sanjivani Academy | Dr. A B Pawar sir | 4-Jul-20 |
| 9/1/2020 11:54 | LMS - Learning Management System | Sanjivani Academy | Dr. A B Pawar sir | 4-Jul-20 |
| 9/1/2020 12:07 | LMS - Learning Management System | Sanjivani Academy | Dr. A B Pawar sir | 4-Jul-20 |





| Number of days: | Name of Topic: | Sub Topic/Sub themes: | Learning Outcomes: | Which thing can be added in next orientation to serve you better. |
|-----------------|----------------------------|--|---|---|
| 1 | Learning Management system | LMS content upload | Lms | Big blue button |
| 1 | Learning Management system | Login LMS, uploading video | We can easily upload video and descriptions | How to creat test in LMS |
| 1 | Learning Management system | LMS | To handle the students in online way. | NA |
| 1 | Learning Management system | Login Lms , Upload video and link, worksheet | How to use LMS | How to make question paper |
| 1 | Learning Management system | Log in lms | Learn how to upload videos | |
| 1 | Learning Management system | Quiz, Question Paper Etc | I came to know about making of question papers. | Soft Skill |
| 1 | Learning Management system | Worksheet uploading | Able to upload data | |
| 1 | Learning Management system | Login in LMS, videos, documents, link uploading and adding description | Got aware how to handle LMS | No |
| 1 | Learning Management system | Quiz making | Lms handling | Nothing |
| 1 | Learning Management system | Upload video and link Work sheet/ Description and | We learned upload the video and worksheet and more features | No |
| 1 | Learning Management system | Login LMS,upload videos, Worksheets,link | Teachers are able to know that how to teach through LMS | Question paper |
| 1 | Learning Management system | LMS | To enable joining of LMS | Use of PPT |


| | | | | |
|---|----------------------------|---|-----------------------------------|--|
| 1 | Learning Management system | Login LMS, upload video and link, worksheets, description | After training able to handle LMS | How to come out with difficulties during the session |
| 1 | Learning Management system | Upload video & link Worksheet/Description & more feature of | To use lms | Mor info about lms |
| 1 | Learning Management system | Worksheet/Description & more feature of LMS | Learn to handle lms | More information |






| What do you like most in Orientation Program. | How was the program. | Input you would like to add. | |
|--|----------------------|------------------------------|--|
| | Excellent | | |
| uploading system | Excellent | No. | |
| Blue button. | Excellent | on was interactive and good. | |
| Making worksheet and adding vidoes | Excellent | No session was good | |
| | Excellent | | |
| | Good | | |
| | Excellent | | |
| Uploading videos, worksheets and adding on description | Excellent | No | |
| Blue button | Excellent | | |
| Topic with Description | Excellent | No | |
| Recording of LMS session and students Attendance | Excellent | No | |
| Simple language | Excellent | | It was great enriching LEARNING experien |

| | | | |
|---|-----------|----------------------|----------------------------|
| Everything was useful and properly guided | Excellent | as wonderful and hel | No |
| Explanation | Excellent | No | Yes it's very nice program |
| Explanation | Excellent | No | No |





ce. Many activities were conducted where in how to tap the hidden skills through activities